

Lifeline Link-Up

UNIVERSAL TELEPHONE ASSISTANCE PROGRAMS

*Universal Telephone Assistance
Corporation
(UTAC)*

2008 – 2009 Annual Report

September 2009

Universal Telephone Assistance Corporation
P.O. Box 1176, Springfield, Illinois 62705
www.LinkUpIllinois.org

2008-2009 Annual Report

Universal Telephone Assistance Corporation (UTAC)

Table of Contents

2009 Board Members.....	1
Minutes from the 2008 Annual Meeting of UTAC Members.....	2
Letter from the President.....	3
Publicity Summary.....	4
Charts & Graphs.....	5-13
▶ Number of Program Participants	
▶ Lifeline Participants	
▶ Link-Up Participants	
▶ Installation Charges Waived	
▶ Dollars Contributed and Spent	
▶ UTAC Contributors	
▶ UTAC Contributions by Month and Phone Companies	
Auditor's Report.....	14-20

**Slate of Directors for the
2009 UTAC Board**

President

Allen Cherry, Legal Assistance Foundation

Vice President

Susan Satter, Illinois Attorney General Public Utilities Bureau

Secretary

Karen Boswell, Verizon

Directors

David Cawthon, Moultrie Independent Telephone Co.

Cheryl Giacomini, AT&T Illinois

Johnnie Henderson, CAFFUP

Scott Kitchen, Consolidated Communications

Bryan McDaniel, Citizens Utility Board

David Rudd, Gallatin River Telephone Company

Chris Thomas, Citizens Utility Board*

** UTAC Board Member for 2008 and part of 2009.*

**MINUTES OF THE 2008 ANNUAL MEETING OF MEMBERS FOR THE
UNIVERSAL TELEPHONE ASSISTANCE CORPORATION**

The meeting was called to order by Doug Dougherty, President of the Illinois Telecommunications Association (ITA) at 12:45 PM on Thursday, September 11, 2008, in Decatur, Illinois. A quorum was declared based on the 25 telecommunications companies registered for the ITA's Fall Vendors' Showcase.

The 2007-2008 Annual Report was distributed to the members and Doug asked if there were any changes to the minutes of the 2007 annual meeting which appeared in the report. Hearing none, a motion to accept the minutes, as presented, was made by Steve Bowers of Moultrie Independent Telephone Company and seconded by Ray Jason of CenturyTel. The motion was approved.

Doug gave a brief synopsis of the Annual Report and asked if there were any questions about it. Hearing none, a motion to accept the 2007-2008 Annual Report, as presented, was made by Steve Bowers of Moultrie Independent Telephone Company and seconded by George Wirt of Woodhull Telephone Company. The motion to accept the annual report was approved.

Doug then presented the slate of Directors (attached to these minutes) to serve for the next year. He asked if there were any nominations from the floor. Hearing none, he asked for a motion to accept the slate of Directors as presented. Kevin Jacobsen of Egyptian Telephone Cooperative made the motion and it was seconded by Mike Petrouske of Madison Telephone Company. The motion was approved by the members of the Corporation.

Doug asked if there was any other business to come before the members. Hearing none, Doug declared the meeting adjourned.

Respectfully submitted,

Doug Dougherty
President
Illinois Telecommunications Association



September 2009

Dear UTAC Members:

As we file this annual report for 2008 and the first six months of 2009, we draw your attention to a trend showing reduced participation and reduced financial support for the low-income universal service programs we administer. The UTAC board has been discussing possible reasons for these declines, and, though we have not reached a consensus that would enable us to take strategic steps to reverse the trend, we hope to in the near future.

Specifically, contributions supporting the programs have declined from a high in 2000 of nearly \$1 million to the \$550,952 contributed in 2008. This decline appears to be continuing and accelerating in the first six months of 2009. Not surprisingly, the number of contributors has also declined to the current 45,920 contributing customers, representing only 53% of the contributors in 2000, the year the program enjoyed its strongest support.

Program participation had been fairly steady in 2002 through 2006, and then took a big jump in 2007. However, both installation waivers and lifeline monthly program participants declined in 2008 to levels that are similar to those experienced in 2002 through 2006.

The UTAC board is committed to the effective and efficient management of the low-income universal service programs, and will be working in the months ahead to try to address declining participation of both contributions and program benefits. Thank you for your support!

Sincerely,

Allen Cherry

Allen Cherry
President

2008-2009 Publicity Efforts


The following summarizes UTAC's efforts to publicize the low-income universal service assistance program in Illinois during calendar year 2008 and the first half of 2009.

- Bill inserts about the low-income universal service programs have been and will be mailed to existing phone customers by all local phone companies in both 2008 and 2009.
- Phone companies place information about these programs in their phone directories each year.
- UTAC maintains a web site at www.linkupillinois.org. The UTAC web site and UTAC information have been added to the DuPage County Community Resource Information System, C.R.I.S.
- In January of 2008 and 2009, UTAC distributed letters about the program to relevant municipal, state and federal government entities.
- Stories about the universal service programs and UTAC's efforts have been published in the TeleState newsletter published by the Illinois Telecommunications Association and distributed to state and local policymakers and other opinion leaders throughout the state.
- In early 2008, letters were sent to all of the Illinois Public Housing Authorities, offering to send them a supply of UTAC's Lifeline Link-Up brochures. Several public housing authorities responded with requests for brochures to keep on hand.
- In late spring 2008, letters were sent to all of the Social Security Administration offices, offering to send them a supply of UTAC's Lifeline Link-Up brochures. Social Security Administration offices responded with requests for brochures.
- In late 2008, UTAC sent information to Salvation Army offices explaining the programs.
- In early 2009, UTAC mailed information about program qualifications and opportunities to contribute to more than 300 Senior Centers throughout the State. This mailing also included posters to display on Senior Centers' billboards.
- In 2009, UTAC also sent a short article and link to the UTAC web site to the Illinois Library Association (ILA) for inclusion in the ILA electronic newsletter, which is distributed to hundreds of libraries statewide.
- Late in 2009, UTAC will do a press release to recognize National Lifeline Awareness week and will send letters and brochures about the programs and the opportunity to contribute to the county board chairmen in the Chicago Metropolitan region.

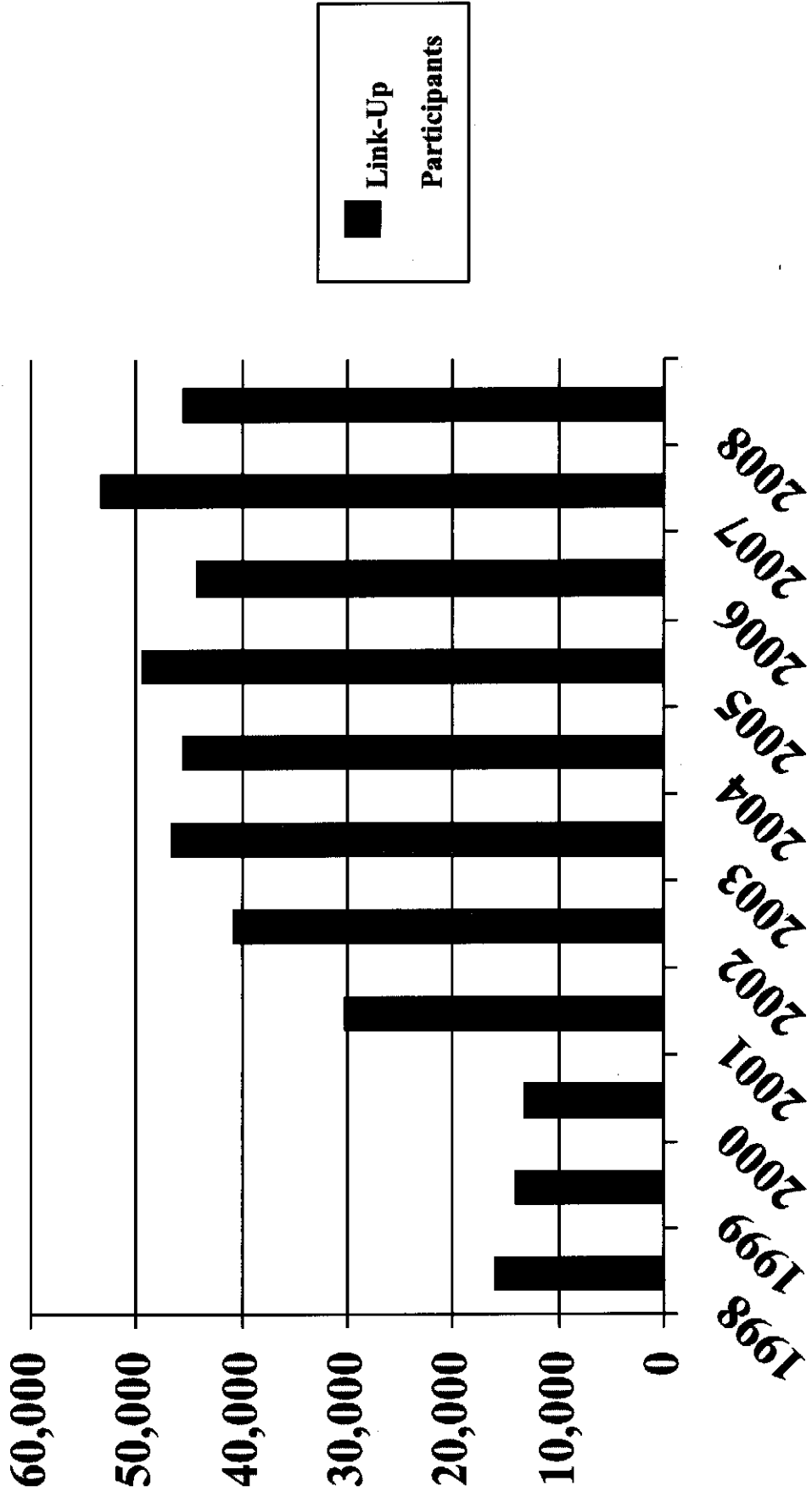
Number of Program Participants

	1999	2000	2001	2002	2003	2004	2005	2006	2007	2008
Contributors	83,000	86,000	72,600	80,100	79,000	75,250	69,165	57,521	51,792	45,920
Link-Up Users	14,000	13,240	30,300	40,700	46,700	45,540	49,400	44,237	53,340	45,463
Lifeline Users	53,200	57,350	81,100	90,700	97,200	102,800	106,960	106,875	109,617	103,839

Lifeline Participants



Link-Up Participants



UTAC Installation Charges Waived 2008

COMPANY	JANUARY	FEBRUARY	MARCH	APRIL	MAY	JUNE	JULY	AUGUST	SEPTEMBER	OCTOBER	NOVEMBER	DECEMBER	TOTAL
ATT OF ILLINOIS	23,424.00	25,066.00	24,720.00	20,386.00	18,936.00	16,752.00	18,060.00	15,900.00	17,292.00	16,188.00	14,376.00	16,092.00	227,184.00
ADAMS	0.00	0.00	0.00	0.00	0.00	0.00	0.00	0.00	22.00	0.00	0.00	0.00	22.00
ALHAMBRA GRANITFORK TEL CO.	0.00	0.00	4.85	0.00	0.00	4.85	0.00	0.00	0.00	0.00	0.00	9.70	19.40
CAMBRIDGE	0.00	0.00	0.00	0.00	0.00	12.00	0.00	0.00	0.00	0.00	0.00	12.00	24.00
CASS TELEPHONE COMPANY	0.00	0.00	0.00	0.00	0.00	0.00	0.00	0.00	0.00	0.00	0.00	0.00	0.00
GALLATIN RIVER COMM. LLC.	768.00	288.00	96.00	96.00	24.00	72.00	60.00	96.00	108.00	72.00	36.00	36.00	1,752.00
GENESE0	0.00	0.00	36.00	0.00	0.00	36.00	0.00	0.00	48.00	0.00	0.00	12.00	132.00
GLASFORD TEL CO	0.00	0.00	12.00	0.00	0.00	0.00	0.00	0.00	24.00	0.00	0.00	12.00	48.00
GRAFTON	0.00	0.00	0.00	0.00	0.00	0.00	0.00	0.00	17.50	0.00	0.00	0.00	17.50
GRIDLEY	0.00	0.00	15.76	0.00	0.00	0.00	0.00	0.00	0.00	7.87	0.00	0.00	23.63
VERIZON(CONTEL)	140.00	120.00	210.00	0.00	0.00	0.00	0.00	0.00	0.00	0.00	0.00	0.00	470.00
VERIZON NORTH	910.00	1,210.00	1,020.00	1,080.00	2,040.00	1,680.00	810.00	870.00	1,190.00	1,290.00	1,220.00	980.00	14,300.00
VERIZON SOUTH	70.00	90.00	50.00	60.00	20.00	100.00	20.00	30.00	60.00	80.00	60.00	60.00	700.00
HAMILTON	0.00	0.00	12.00	0.00	0.00	0.00	0.00	0.00	0.00	0.00	0.00	0.00	12.00
HARRISONVILLE	0.00	0.00	17.46	0.00	0.00	34.92	0.00	0.00	52.35	0.00	0.00	43.62	148.35
HENRY COUNTY	0.00	0.00	0.00	0.00	0.00	0.00	0.00	0.00	0.00	0.00	0.00	0.00	0.00
ICTC	535.10	576.60	525.00	394.60	572.55	431.30	339.05	438.20	370.50	435.80	471.05	405.50	5,495.25
IQTELCOM	0.00	0.00	0.00	0.00	0.00	0.00	0.00	0.00	0.00	1,680.00	6,432.00	6,896.00	14,808.00
LA HARPE	0.00	0.00	7.27	0.00	0.00	7.27	0.00	0.00	7.27	0.00	0.00	7.27	29.08
MADISON	0.00	0.00	10.00	0.00	0.00	0.00	0.00	0.00	0.00	0.00	0.00	0.00	10.00
MCDONOUGH	0.00	0.00	19.50	0.00	0.00	19.50	0.00	0.00	0.00	0.00	0.00	45.50	84.50
MID CENTURY	0.00	0.00	24.00	0.00	0.00	12.00	0.00	0.00	12.00	0.00	0.00	36.00	84.00
MIDWESTERN TEL (MTI)	7,980.00	7,644.00	6,816.00	6,396.00	9,348.00	7,500.00	7,284.00	10,764.00	8,304.00	9,996.00	4,752.00	4,080.00	90,864.00
MOULTRIE	0.00	0.00	19.50	0.00	0.00	0.00	0.00	0.00	0.00	0.00	0.00	0.00	19.50
NEXUS COMM. INC.	19,584.00	12,684.00	14,220.00	14,016.00	12,552.00	10,704.00	12,780.00	14,244.00	15,888.00	19,296.00	15,552.00	12,276.00	173,796.00
ODIN	0.00	0.00	0.00	0.00	0.00	0.00	0.00	0.00	0.00	0.00	0.00	0.00	0.00
SAGE TELECOM, INC.	0.00	0.00	0.00	0.00	0.00	0.00	0.00	0.00	0.00	0.00	0.00	0.00	0.00
SOS TELECOM, INC.	0.00	0.00	0.00	0.00	0.00	0.00	0.00	744.00	2,496.00	2,964.00	2,616.00	2,904.00	11,724.00
WABASH	0.00	0.00	18.51	0.00	0.00	21.13	0.00	25.89	0.00	0.00	0.00	33.27	96.80
TOTAL	53,411.10	47,668.60	47,853.85	42,430.60	43,492.55	37,386.97	39,353.05	43,112.09	45,891.62	52,009.67	45,515.05	43,740.86	541,966.01

UTAC Installation Charges Waived 2009


COMPANY	JANUARY	FEBRUARY	MARCH	APRIL	MAY	JUNE	JULY	AUGUST	SEPTEMBER	OCTOBER	NOVEMBER	DECEMBER	TOTAL
ATT OF ILLINOIS	17,976.00	17,712.00	18,516.00	16,620.00	16,128.00	0.00	0.00	0.00	0.00	0.00	0.00	0.00	86,952.00
ADAMS	0.00	0.00	0.00	0.00	0.00	0.00	0.00	0.00	0.00	0.00	0.00	0.00	0.00
ALHAMBRA GRANTFORK TEL CO.	0.00	0.00	0.00	0.00	0.00	0.00	0.00	0.00	0.00	0.00	0.00	0.00	0.00
CAMBRIDGE	0.00	0.00	12.00	0.00	0.00	0.00	0.00	0.00	0.00	0.00	0.00	0.00	12.00
CASS TELEPHONE COMPANY	0.00	0.00	0.00	0.00	0.00	0.00	0.00	0.00	0.00	0.00	0.00	0.00	0.00
GALLATIN RIVER COMM. LLC.	24.00	36.00	120.00	96.00	84.00	0.00	0.00	0.00	0.00	0.00	0.00	0.00	360.00
GENESEO	0.00	0.00	24.00	0.00	0.00	0.00	0.00	0.00	0.00	0.00	0.00	0.00	24.00
GLASFORD TEL CO	0.00	0.00	0.00	0.00	0.00	0.00	0.00	0.00	0.00	0.00	0.00	0.00	0.00
GRAFTON	0.00	0.00	0.00	0.00	0.00	0.00	0.00	0.00	0.00	0.00	0.00	0.00	0.00
GRIDLEY	0.00	0.00	0.00	0.00	0.00	0.00	0.00	0.00	0.00	0.00	0.00	0.00	0.00
VERIZON NORTH	1,110.00	940.00	1,040.00	1,230.00	1,020.00	0.00	0.00	0.00	0.00	0.00	0.00	0.00	5,340.00
VERIZON SOUTH	60.00	50.00	70.00	70.00	60.00	0.00	0.00	0.00	0.00	0.00	0.00	0.00	310.00
HAMILTON	0.00	0.00	0.00	0.00	0.00	0.00	0.00	0.00	0.00	0.00	0.00	0.00	0.00
HARRISONVILLE	0.00	0.00	26.19	0.00	0.00	0.00	0.00	0.00	0.00	0.00	0.00	0.00	26.19
HENRY COUNTY	0.00	0.00	0.00	0.00	0.00	0.00	0.00	0.00	0.00	0.00	0.00	0.00	0.00
ICTC	449.00	378.00	350.00	347.00	280.00	0.00	0.00	0.00	0.00	0.00	0.00	0.00	1,804.00
IQTELECOM	4,200.00	2,832.00	4,524.00	8,196.00	8,208.00	0.00	0.00	0.00	0.00	0.00	0.00	0.00	27,960.00
LA HARPE	0.00	0.00	0.00	0.00	0.00	0.00	0.00	0.00	0.00	0.00	0.00	0.00	0.00
MADISON	0.00	0.00	0.00	0.00	0.00	0.00	0.00	0.00	0.00	0.00	0.00	0.00	0.00
MCDONOUGH	0.00	0.00	6.50	0.00	0.00	0.00	0.00	0.00	0.00	0.00	0.00	0.00	6.50
MID CENTURY	0.00	0.00	0.00	0.00	0.00	0.00	0.00	0.00	0.00	0.00	0.00	0.00	0.00
MIDWESTERN TEL (MTI)	4,308.00	3,708.00	3,348.00	3,348.00	3,132.00	0.00	0.00	0.00	0.00	0.00	0.00	0.00	17,844.00
MOULTRIE	0.00	0.00	9.75	0.00	0.00	0.00	0.00	0.00	0.00	0.00	0.00	0.00	9.75
NEXUS COMM, INC.	20,988.00	11,664.00	8,640.00	12,684.00	10,836.00	0.00	0.00	0.00	0.00	0.00	0.00	0.00	64,812.00
ODIN	0.00	0.00	0.00	0.00	0.00	0.00	0.00	0.00	0.00	0.00	0.00	0.00	0.00
SAGE TELECOM, INC.	0.00	0.00	0.00	0.00	0.00	0.00	0.00	0.00	0.00	0.00	0.00	0.00	0.00
SOS TELECOM, INC.	3,096.00	4,320.00	2,784.00	3,804.00	2,796.00	0.00	0.00	0.00	0.00	0.00	0.00	0.00	16,800.00
WABASH	0.00	0.00	51.78	0.00	0.00	0.00	0.00	0.00	0.00	0.00	0.00	0.00	51.78
TOTAL	52,211.00	41,640.00	39,522.22	46,395.00	42,544.00	0.00	0.00	0.00	0.00	0.00	0.00	0.00	222,312.22

Dollars Contributed and Spent

(as of December 31, 2008)

	1999	2000	2001	2002	2003	2004	2005	2006	2007	2008
Contributions	898,868	973,229	955,303	874,015	884,333	834,937	777,627	693,598	609,246	550,952
Monthly Assistance	NA	1,032,024	1,274,569	1,476,592	1,394,925	NA	NA	NA	NA	NA
Install Waivers	332,520	347,715	763,488	866,398	465,130	456,574	492,021	441,642	564,382	541,866

Number of UTAC Contributors



UTAC Contributions 2008

COMPANY NAME	JANUARY	FEBRUARY	MARCH	APRIL	MAY	JUNE	JULY	AUGUST	SEPTEMBER	OCTOBER	NOVEMBER	DECEMBER	TOTAL
ADAMS	0.00	0.00	150.29	0.00	0.00	150.00	0.00	0.00	150.50	0.00	0.00	158.50	608.29
ALHAMBRA	0.00	0.00	133.50	0.00	0.00	136.50	0.00	0.00	146.50	0.00	0.00	146.50	567.00
AMERICAN FIBER NETWORK	0.00	0.00	80.29	0.00	0.00	109.59	0.00	0.00	132.01	0.00	0.00	107.61	429.50
ATT of ILLINOIS	44,238.50	43,981.00	43,581.50	43,152.00	42,824.00	42,151.50	41,575.50	40,956.50	40,115.50	39,616.00	38,946.00	38,305.00	499,503.00
ATT COMM OF ILLINOIS	18.00	18.00	18.00	18.00	18.00	18.00	18.00	18.00	18.00	18.00	18.00	18.00	216.00
ATT(BROADBAND)	30.00	30.00	30.00	30.00	30.00	30.00	30.00	30.00	30.00	30.00	30.00	30.00	360.00
BERGEN TEL CO.	0.00	0.00	8.00	0.00	0.00	9.00	0.00	0.00	9.00	0.00	0.00	7.00	34.00
C-R	0.00	0.00	33.00	0.00	0.00	31.00	0.00	0.00	27.00	0.00	0.00	27.00	118.00
CAMBRIDGE	0.00	0.00	13.50	0.00	0.00	13.50	0.00	0.00	13.50	0.00	0.00	13.50	54.00
CAMBRIDGE TELCOM SERV	0.00	0.00	9.00	0.00	0.00	9.00	0.00	0.00	9.00	0.00	0.00	9.00	36.00
CASS	0.00	0.00	111.00	0.00	0.00	113.00	0.00	0.00	112.00	0.00	0.00	111.00	447.00
CITIZENS TEL CO OF IL	0.00	0.00	687.00	0.00	0.00	673.50	0.00	0.00	644.00	0.00	0.00	638.00	2,642.50
CITIZENS TEL CO OF IL	7.04	5.28	7.04	7.04	0.00	0.00	0.00	0.00	0.00	0.00	0.00	0.00	26.40
COMCAST PHONE OF IL, LLC	59.00	59.00	59.00	58.00	58.00	57.00	57.00	57.00	57.00	57.00	57.00	56.00	681.00
EGYPTIAN	0.00	0.00	174.50	0.00	0.00	202.50	0.00	0.00	221.88	0.00	0.00	234.50	833.38
EL PASO	0.00	0.00	40.50	0.00	0.00	40.50	0.00	0.00	38.50	0.00	0.00	34.50	154.00
FRO-IL	0.00	0.00	18.00	0.00	0.00	18.00	0.00	0.00	18.00	0.00	0.00	18.00	72.00
FRO-LAKESIDE	0.00	0.00	34.50	0.00	0.00	32.50	0.00	0.00	31.50	0.00	0.00	31.50	130.00
FRO-MIDLAND	0.00	0.00	0.00	0.00	0.00	0.00	0.00	0.00	0.00	0.00	0.00	0.00	0.00
FRO-MT. PULASKI	0.00	0.00	0.00	0.00	0.00	0.00	0.00	0.00	0.00	0.00	0.00	0.00	0.00
FRO-ORION	0.00	0.00	36.00	0.00	0.00	36.00	0.00	0.00	26.00	0.00	0.00	21.00	119.00
FRO-PRAIRIE	0.00	0.00	7.50	0.00	0.00	7.50	0.00	0.00	7.50	0.00	0.00	7.50	30.00
FRO-SCHUYLER	0.00	0.00	21.00	0.00	0.00	21.00	0.00	0.00	21.00	0.00	0.00	21.00	84.00
GALLATIN RIVER COMM. LLC	189.12	149.50	149.50	146.50	145.50	144.50	143.50	142.00	143.50	142.00	140.00	136.50	1,755.62
GENESECO	0.00	0.00	183.00	0.00	0.00	170.50	0.00	0.00	171.00	0.00	0.00	168.50	683.00
GLASFORD TEL CO	0.00	0.00	15.00	0.00	0.00	15.00	0.00	0.00	15.00	0.00	0.00	25.00	70.00
GRAFTON	62.00	57.00	57.00	57.00	55.00	52.00	54.00	53.00	53.00	53.00	53.00	53.00	661.00
GRAFTON TECHNOLOGIES INC	40.50	40.50	107.79	0.00	35.15	33.50	0.00	0.00	94.50	0.00	0.00	89.50	360.44
GRIDLEY	1,393.00	1,393.00	1,373.00	1,595.50	1,648.00	1,559.00	1,508.50	1,508.50	1,494.00	1,472.50	1,454.00	1,428.50	17,907.50
VERIZON-NORTH	282.00	258.00	254.50	0.00	0.00	0.00	0.00	0.00	0.00	0.00	0.00	0.00	774.50
VERIZON-NORTH(CONTEL)	75.50	74.50	73.50	73.50	73.50	72.50	67.50	66.00	66.00	64.00	63.50	63.50	767.50
VERIZON-SOUTH	0.00	0.00	148.00	0.00	0.00	147.00	0.00	0.00	147.00	0.00	0.00	27.00	589.00
HAMILTON	0.00	0.00	670.00	0.00	0.00	644.00	0.00	0.00	637.50	0.00	0.00	662.50	2,614.00
HARRISONVILLE	0.00	0.00	22.50	0.00	0.00	20.50	0.00	0.00	16.00	0.00	0.00	15.00	74.00
HENRY COUNTY	0.00	0.00	105.00	0.00	0.00	105.00	0.00	0.00	105.00	0.00	0.00	105.00	420.00
HOME	593.45	625.80	625.30	654.30	654.30	637.30	636.80	625.80	613.80	612.80	616.80	606.30	7,505.25
ICTC	0.00	0.00	18.00	0.00	0.00	18.00	0.00	0.00	0.00	0.00	0.00	0.00	36.00
McLEODUSA	0.00	0.00	34.50	0.00	0.00	34.50	0.00	0.00	34.50	0.00	0.00	34.50	138.00
McNABB TEL CO	0.00	0.00	27.00	0.00	0.00	27.00	0.00	0.00	27.00	0.00	0.00	27.00	108.00
LA HARPE	0.00	0.00	22.50	0.00	0.00	22.50	0.00	0.00	22.50	0.00	0.00	23.50	91.00
LEAF RIVER	0.00	0.00	75.00	0.00	0.00	75.00	0.00	0.00	75.00	0.00	0.00	72.50	308.50
MADISON	15.50	15.50	15.50	15.50	14.50	14.50	14.50	14.50	14.50	20.50	20.50	20.50	196.00
MARSEILLES	0.00	0.00	303.92	0.00	0.00	328.66	0.00	0.00	328.20	0.00	0.00	308.11	1,268.89
MCDONOUGH	0.00	0.00	86.50	0.00	0.00	206.27	0.00	0.00	108.59	0.00	0.00	122.62	523.98
McMetro	30.00	29.50	29.50	29.50	29.50	29.50	29.50	29.50	29.50	33.50	33.50	36.50	366.50
METAMORA	7.00	7.00	7.00	7.00	7.00	7.00	7.00	7.00	7.00	7.00	7.00	7.00	28.00
MID CENTURY	0.00	0.00	260.75	0.00	0.00	257.75	0.00	0.00	250.00	0.00	0.00	265.50	1,034.00
MONITROSE	0.00	0.00	87.00	0.00	0.00	87.00	0.00	0.00	87.00	0.00	0.00	87.00	348.00
MOUTRIE	0.00	0.00	0.00	0.00	0.00	0.00	0.00	0.00	0.00	0.00	0.00	0.00	0.00
NEW WINDSOR	0.00	0.00	67.00	0.00	0.00	67.00	0.00	0.00	61.50	0.00	0.00	61.50	257.50
ODIN	0.00	0.00	54.00	0.00	0.00	54.00	0.00	0.00	54.00	0.00	0.00	56.50	218.50
ONEIDA	0.00	0.00	3.00	0.00	0.00	3.00	0.00	0.00	3.00	0.00	0.00	3.00	12.00
ONEIDA NETWORK SERV	0.00	0.00	4.50	0.00	0.00	4.50	0.00	0.00	4.50	0.00	0.00	6.50	20.00
RCN TELCOM	0.00	0.00	598.36	0.00	0.00	586.39	0.00	0.00	555.25	0.00	0.00	520.20	2,260.20
REYNOLDS	0.00	0.00	6.00	0.00	0.00	6.00	0.00	0.00	6.00	0.00	0.00	6.00	24.00
SAGE TELCOM, INC.	0.00	0.00	123.50	0.00	0.00	128.50	0.00	0.00	123.50	0.00	0.00	117.50	493.00
SHARON TEL CO.	0.00	0.00	94.50	0.00	0.00	84.20	0.00	0.00	70.03	0.00	0.00	68.87	317.60
SHAWNEE	0.00	0.00	21.00	0.00	0.00	21.00	0.00	0.00	21.00	0.00	0.00	21.00	84.00
TDS METROCOM LLC	0.00	0.00	64.50	0.00	0.00	64.50	0.00	0.00	61.50	0.00	0.00	61.50	254.00
TONICA	0.00	0.00	189.54	0.00	0.00	180.00	0.00	0.00	154.60	0.00	0.00	166.39	690.53
VIOLA	0.00	0.00	0.00	0.00	0.00	0.00	0.00	0.00	0.00	0.00	0.00	0.00	0.00
WABASH	0.00	0.00	0.00	0.00	0.00	0.00	0.00	0.00	0.00	0.00	0.00	0.00	0.00
YATES	0.00	0.00	0.00	0.00	0.00	0.00	0.00	0.00	0.00	0.00	0.00	0.00	0.00
TOTAL	47,049.61	46,743.58	51,271.78	45,884.84	45,632.45	49,239.27	44,858.19	43,484.30	47,524.36	42,165.30	41,478.30	45,619.86	550,951.84

UTAC Contributions 2009

COMPANY NAME	JANUARY	FEBRUARY	MARCH	APRIL	MAY	JUNE	JULY	AUGUST	SEPTEMBER	OCTOBER	NOVEMBER	DECEMBER	TOTAL
ADAMS	0.00	0.00	179.50	0.00	0.00	0.00	0.00	0.00	0.00	0.00	0.00	0.00	179.50
ALHAMBRA	0.00	0.00	145.50	0.00	0.00	0.00	0.00	0.00	0.00	0.00	0.00	0.00	145.50
AMERICAN FIBER NETWORK	0.00	0.00	64.71	0.00	0.00	0.00	0.00	0.00	0.00	0.00	0.00	0.00	64.71
ATT of ILLINOIS	37,854.00	37,403.00	36,825.00	36,151.00	36,636.50	0.00	0.00	0.00	0.00	0.00	0.00	0.00	183,869.50
ATT COMM of ILLINOIS	18.00	18.00	18.00	18.00	18.00	0.00	0.00	0.00	0.00	0.00	0.00	0.00	90.00
ATT(BROADBAND)	30.00	30.00	30.00	30.00	30.00	0.00	0.00	0.00	0.00	0.00	0.00	0.00	150.00
BERGEN TEL CO.	0.00	0.00	3.00	0.00	0.00	0.00	0.00	0.00	0.00	0.00	0.00	0.00	3.00
C-R	0.00	0.00	23.00	0.00	0.00	0.00	0.00	0.00	0.00	0.00	0.00	0.00	23.00
CAMBRIDGE	0.00	0.00	13.50	0.00	0.00	0.00	0.00	0.00	0.00	0.00	0.00	0.00	13.50
CAMBRIDGE TELCOM SERV	0.00	0.00	9.00	0.00	0.00	0.00	0.00	0.00	0.00	0.00	0.00	0.00	9.00
CASS	0.00	0.00	110.00	0.00	0.00	0.00	0.00	0.00	0.00	0.00	0.00	0.00	110.00
CITIZENS TEL CO OF IL	0.00	0.00	626.50	0.00	0.00	0.00	0.00	0.00	0.00	0.00	0.00	0.00	626.50
COMCAST PHONE OF IL, LLC	56.00	56.00	56.00	56.00	56.00	0.00	0.00	0.00	0.00	0.00	0.00	0.00	280.00
EGYPTIAN	0.00	0.00	230.50	0.00	0.00	0.00	0.00	0.00	0.00	0.00	0.00	0.00	230.50
EL PASO	0.00	0.00	34.50	0.00	0.00	0.00	0.00	0.00	0.00	0.00	0.00	0.00	34.50
FRO-IL	0.00	0.00	18.00	0.00	0.00	0.00	0.00	0.00	0.00	0.00	0.00	0.00	18.00
FRO-LAKESIDE	0.00	0.00	31.50	0.00	0.00	0.00	0.00	0.00	0.00	0.00	0.00	0.00	31.50
FRO-MIDLAND	0.00	0.00	0.00	0.00	0.00	0.00	0.00	0.00	0.00	0.00	0.00	0.00	0.00
FRO-MT. PULASKI	0.00	0.00	0.00	0.00	0.00	0.00	0.00	0.00	0.00	0.00	0.00	0.00	0.00
FRO-ORION	0.00	0.00	21.00	0.00	0.00	0.00	0.00	0.00	0.00	0.00	0.00	0.00	21.00
FRO-PRAIRIE	0.00	0.00	7.50	0.00	0.00	0.00	0.00	0.00	0.00	0.00	0.00	0.00	7.50
FRO-SCHUYLER	0.00	0.00	21.00	0.00	0.00	0.00	0.00	0.00	0.00	0.00	0.00	0.00	21.00
GALLATIN RIVER COMM. LLC	138.30	142.06	135.50	134.50	132.50	0.00	0.00	0.00	0.00	0.00	0.00	0.00	682.86
GENESE0	0.00	0.00	165.50	0.00	0.00	0.00	0.00	0.00	0.00	0.00	0.00	0.00	165.50
GLASFORD TEL CO	0.00	0.00	42.00	0.00	0.00	0.00	0.00	0.00	0.00	0.00	0.00	0.00	42.00
GRAFTON	51.00	50.00	50.00	50.00	48.00	0.00	0.00	0.00	0.00	0.00	0.00	0.00	249.00
GRAFTON TECHNOLOGIES INC	0.00	0.00	94.00	0.00	0.00	0.00	0.00	0.00	0.00	0.00	0.00	0.00	94.00
GRIDLEY	34.00	33.20	32.00	32.50	32.50	0.00	0.00	0.00	0.00	0.00	0.00	0.00	131.70
VERIZON-NORTH	1,405.50	1,386.50	1,374.50	1,386.50	1,331.00	0.00	0.00	0.00	0.00	0.00	0.00	0.00	6,884.00
VERIZON-NORTH(CONTEL)	0.00	0.00	0.00	0.00	0.00	0.00	0.00	0.00	0.00	0.00	0.00	0.00	0.00
VERIZON-SOUTH	63.50	62.50	63.00	57.50	62.50	0.00	0.00	0.00	0.00	0.00	0.00	0.00	309.00
HAMILTON	0.00	0.00	0.00	0.00	0.00	0.00	0.00	0.00	0.00	0.00	0.00	0.00	0.00
HARRISONVILLE	0.00	0.00	677.00	0.00	0.00	0.00	0.00	0.00	0.00	0.00	0.00	0.00	677.00
HENRY COUNTY	0.00	0.00	15.00	0.00	0.00	0.00	0.00	0.00	0.00	0.00	0.00	0.00	15.00
HOME	0.00	0.00	105.00	0.00	0.00	0.00	0.00	0.00	0.00	0.00	0.00	0.00	105.00
ICTC	618.30	620.30	613.80	602.30	595.80	0.00	0.00	0.00	0.00	0.00	0.00	0.00	3,050.50
McLEODUSA	0.00	0.00	0.00	0.00	0.00	0.00	0.00	0.00	0.00	0.00	0.00	0.00	0.00
MGNABB TEL CO	0.00	0.00	34.50	0.00	0.00	0.00	0.00	0.00	0.00	0.00	0.00	0.00	34.50
LA HARPE	0.00	0.00	25.50	0.00	0.00	0.00	0.00	0.00	0.00	0.00	0.00	0.00	25.50
LEAF RIVER	0.00	0.00	24.00	0.00	0.00	0.00	0.00	0.00	0.00	0.00	0.00	0.00	24.00
MADISON	0.00	0.00	72.00	0.00	0.00	0.00	0.00	0.00	0.00	0.00	0.00	0.00	72.00
MARSELLES	20.50	20.50	20.50	20.50	20.50	0.00	0.00	0.00	0.00	0.00	0.00	0.00	102.50
MCDONOUGH	0.00	0.00	299.89	0.00	0.00	0.00	0.00	0.00	0.00	0.00	0.00	0.00	299.89
McMetro	0.00	0.00	115.38	0.00	0.00	0.00	0.00	0.00	0.00	0.00	0.00	0.00	115.38
METAMORA	33.50	33.50	33.50	33.50	33.50	0.00	0.00	0.00	0.00	0.00	0.00	0.00	167.50
MID CENTURY	0.00	0.00	275.00	0.00	0.00	0.00	0.00	0.00	0.00	0.00	0.00	0.00	275.00
MONTROSE	7.00	7.00	11.00	7.00	7.00	0.00	0.00	0.00	0.00	0.00	0.00	0.00	39.00
MOULTRIE	0.00	0.00	88.50	0.00	0.00	0.00	0.00	0.00	0.00	0.00	0.00	0.00	88.50
NEW WINDSOR	0.00	0.00	0.00	0.00	0.00	0.00	0.00	0.00	0.00	0.00	0.00	0.00	0.00
ODIN	0.00	0.00	57.50	0.00	0.00	0.00	0.00	0.00	0.00	0.00	0.00	0.00	57.50
ONEIDA	0.00	0.00	57.00	0.00	0.00	0.00	0.00	0.00	0.00	0.00	0.00	0.00	57.00
ONEIDA NETWORK SERV	0.00	0.00	3.00	0.00	0.00	0.00	0.00	0.00	0.00	0.00	0.00	0.00	3.00
RGN TELCOM	0.00	0.00	4.50	0.00	0.00	0.00	0.00	0.00	0.00	0.00	0.00	0.00	4.50
REYNOLDS	0.00	0.00	10.50	0.00	0.00	0.00	0.00	0.00	0.00	0.00	0.00	0.00	10.50
SAGE TELCOM, INC.	0.00	0.00	524.20	0.00	0.00	0.00	0.00	0.00	0.00	0.00	0.00	0.00	524.20
SHARON TEL CO.	0.00	0.00	6.00	0.00	0.00	0.00	0.00	0.00	0.00	0.00	0.00	0.00	6.00
SHAWNEE	0.00	0.00	115.50	0.00	0.00	0.00	0.00	0.00	0.00	0.00	0.00	0.00	115.50
TDS METROCOM LLC	0.00	0.00	56.16	0.00	0.00	0.00	0.00	0.00	0.00	0.00	0.00	0.00	56.16
TONICA	0.00	0.00	21.00	0.00	0.00	0.00	0.00	0.00	0.00	0.00	0.00	0.00	21.00
WOLA	0.00	0.00	64.50	0.00	0.00	0.00	0.00	0.00	0.00	0.00	0.00	0.00	64.50
WABASH	0.00	0.00	167.79	0.00	0.00	0.00	0.00	0.00	0.00	0.00	0.00	0.00	167.79
YATES	0.00	0.00	0.00	0.00	0.00	0.00	0.00	0.00	0.00	0.00	0.00	0.00	0.00
TOTAL	40,329.60	39,862.56	43,922.44	38,579.30	37,971.30	0.00	0.00	0.00	0.00	0.00	0.00	0.00	200,665.20